

[Research]

Effect of salinity on growth, ion content and water status of glasswort (*Salicornia herbacea* L.)

B. Amiri ^{1*}, M. H. Assareh ², M. Jafari ³, B. Rasuoli ⁴, H. Arzani ³, A. A. Jafari ²

1- Islamic Azad University, Science and Research Branch of Tehran, Iran

2- Forest and Rangelands Research Institute of Tehran, Iran

3- Faculty of Natural Resources, University of Tehran, Iran

4- Islamic Azad University, Rasht Branch, Iran

* Corresponding author's E-mail: bchamiri@gmail.com

ABSTRACT

Salinity is one of the major environmental stresses that limit plant growth and productivity. Glasswort (*Salicornia herbacea* L.) is one of the native halophytic plants of Iran that widely spread in salt areas. The purpose of this study was to determine the physiological and growth responses of *S. herbacea* to salinity stress. Plastic pots (15 cm diameter, 20 cm height) with the Silica sand bed were used for the experiment. The solution used for the study consisted of 0 (control), 100, 200, 300, 400, 500 mM of NaCl and Na₂SO₄. *S. herbacea* seeds cultivated at five pots for each treatment in green house condition. Plants were irrigated with half strength Hoagland's nutrient solution for 6 months. Salt treatments were applied for 45 days. Shoot and root dry weights, proline, glucose, ion concentration, Osmotic Potential (OP), Relative Water Capacity (RWC), Water Use Efficiency (WUE), Net Assimilation Rate (NAR), Specific Leaf Area (SLA) and Leaf Area Ratio (LAR) were measured. Data analysis showed that Mg²⁺, Ca²⁺ and K⁺ decreased when salinity increased but Na⁺ increased. Cl⁻ increased when NaCl increased but significantly inhibited at higher Na₂SO₄. Dry weight, WUE, SLA, NAR and LAR increased in up to 100 to 300 mM NaCl and Na₂SO₄ but decreased with a further increase in salinity. *S. herbacea* uptakes more ions in chloride soil than that of sulfate soil. WUE, NAR and dry weight are more at sulfate soil. It is also assumed that salt tolerance mechanism of *S. herbacea* changes at different salts. Measurement of osmotic potential showed that it did not significantly increased when salinity increased. In addition, glucose did not promote up to 400 mM. Therefore, *S. herbacea* L. is a high tolerant halophyte which grows well up to 500 mM of NaCl and Na₂SO₄ salt. Salinity enhances the growth of *S. herbacea* and its optimum growth occurs at 100 - 300 mM. Proline, glucose and osmotic potential remain unchanged at moderate salt concentrations. Also, it tolerates salinity via uptake of ions at NaCl and also ions repulsing and increasing WUE at Na₂SO₄. *S. herbacea* grows at sulfate better than chloride.

Keywords: Growth, Ion Content, *Salicornia herbacea* L., Salinity, Water Statue

INTRODUCTION

Salinity is one of the most important challenges for human life in recent decades. Soils can become saline due to geo-historical processes or man-made activities. Salinity affects at least 20% of world's arable land and more than 40% of irrigated land to various degrees (Rhoades & Loveday, 1990). Iran is a classical country with saline soils and Kavirs. Saline and alkaline soils are expanding in arid and semi arid areas of Iran and cover 12.5 % (204800 km²) of the total area of the country (Akhani & Ghorbanli, 1993). Most of the salt

stresses in plant are due to the abundance of NaCl and Na₂SO₄ in soil (Martin et al. 1993; Flowers et al. 1977; Jafari, 1994). In these regions, halophytes can tolerate high environmental stresses. Successful utilization of these areas depends on the advances in the knowledge of many factors involved in salt tolerance of plant species. Scientists have focused on salt tolerance mechanisms of halophytes. Because, the use of native halophytic plants to reclaim the saline areas would not only be economically beneficial but would also be ecologically relevant (Khan et al. 2000). According to the

literatures, halophytes tolerate salinity through the uptake or repulsion of ions, increasing of organic solutes, change of stomata, water content and other physiological changes (Khan et al. 2001; Aghaleh et al. 1994; Yoshie & Hideo, 1994; Parks, 1987; Wang & Zhao, 2004). There are little detailed information concerning halophytic plants in Iran and it is necessary to recognize halophytic plants and their salinity tolerance mechanisms in the country (Jaafari, 1994; Akhiani & Ghorbanli, 1993). Glasswort (*Salicornia herbacea L.*) is one of the native halophytic plants in Iran, distributed in saltpan of Orumieh province, Hozsultan of Qom province, Kashafrud of Khorasan province, Persian Gulf and Oman seashore, and other salt playas of Iran. It is annual succulent species of chenopodiaceae family with 5-35 cm length and leafless. It is used as human food, oil and cattle fodder. Its ashes are used for glassmaking and soap making (Moghimi, 2005). *Salicornia sp.* is included among the group of halophytes where they grow larger and benefits from NaCl concentrations above the minimal requirements as micronutrients in plants (Khan et al. 2001).

The main objectives of this study were to determine organic solutes, ion balance and physiological responses of Glasswort to salinity under greenhouse condition.

MATERIALS AND METHODS

Seeds of Glasswort (*S. herbacea*) were collected from the Coasts of Orumieh Lake, during October 2008. Seeds were surface sterilized with % 70 alcohol for 15 seconds and washed with distilled water three times. Plastic pods (15 cm diameter, 20 cm height) with the Silica sand bed were used for the experiment. The solution used for the study consisted of 0 (control), 100, 200, 300, 400, 500 mM of NaCl and Na₂SO₄. Seeds cultivated at five pots for each treatment in greenhouse conditions.

Potted plants were irrigated with half strength Hoagland's nutrient for 6 months (Hoagland & Arnon, 1950). Then, salt treatments were initiated by adding NaCl and Na₂SO₄ per liter of the culture solution according to table 1. 10 litter Barrels were used for each treatment and salinity stresses were applied for 45 days in each potted plants.

Table 1. Amount of salt at each salinity treatment.

Na ₂ SO ₄ (gr L ⁻¹)	NaCl(gr L ⁻¹)	Salt concentration(mM)
-	-	0(control)
14.2	5.85	100
28.4	11.7	200
42.6	17.55	300
56.8	23.4	400
71	29.25	500

Root and shoot Dry weight, Water Use Efficiency(WUE) Net Assimilation Rate (NAR), Leaf Area Ratio (LAR), Specific Leaf Area(SLA), Osmotic Potential (OP), Relative Water Content (RWC), proline, glucose and ion concentration of Mg²⁺, Ca²⁺, Na⁺, K⁺, Cl⁻ were measured according to the standard methods described in Rasouli (2008). (SLA, NAR and LAR with Beadle (1993) method, RWC with Weatherley (1950) method, OP with Richardson & Mckell (1980) method,

WUE with Claussen (2002) method, Proline with Bates(1973) method, Glucose with Kochert (1978) method, Ion concentration with Wilson (1983) method and Cl⁻ with Mohr(1969) method). Leaf area determined with the leaf area meter in Windias package.

A one way ANOVA and Duncan Means test were carried out to determine the differences among treatments. Parried T-Test sample was used to determine differences among NaCl and Na₂SO₄.

RESULTS

Results showed that salinity significantly affected most of the studied factors in both salts. But, proline at NaCl, glucose and shoot dry weight at Na₂SO₄ and osmotic potential in both salts did not vary statistically (table2).

Results of Duncan test indicated that Mg²⁺, Ca²⁺ and K⁺ contents decreased when salinity increased and all mentioned parameters had the highest amount in control treatment (figure 1-B, 1-C, 1-D). Na⁺ content did not vary in up to 200 mM NaCl and 300 mM Na₂SO₄ But it increased with a further increase in salinity (figure 1-A). Cl⁻ content enhanced when NaCl increased but significantly inhibited at higher Na₂SO₄ (figure 1-E).

In terms of osmotic potential, despite the different higher values of Osmotic Potential at salinity treatments, it did not

decrease significantly at different both salt concentrations and control treatment (figure 2-A). LAR, NAR, WUE, SLA, RWC, root and shoot dry weight increased with salinity increasing in up to 300 mM but declined with more increases in salinity, with two exceptions of shoot dry weight at Na₂SO₄ which remain unchanged and RWC which decreased at moderate Na₂SO₄ and promoted at higher salinity. Also, there were not significant differences between low (100 mM) and moderate (300mM) NaCl treatments (figures 2-B, 2-C, 2-D, 2-E, 2-F, 2-G).

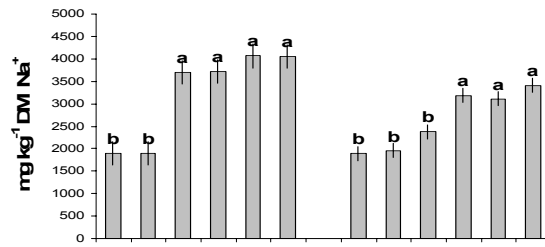
Also, results showed that glucose and proline did not vary at Na₂SO₄ and NaCl salts, respectively. But, proline increased at low Na₂SO₄ concentrations and glucose was significantly higher at 500 mM of NaCl, (figures 3-A, 3-B).

Table 2. Results of One-Way Analysis of Variance of Characteristics by Salinity

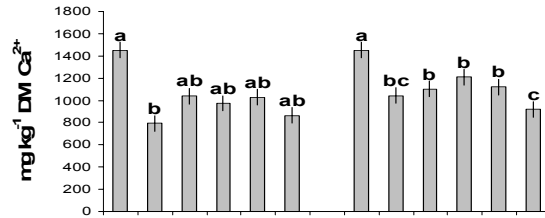
Dependent variable	Na ₂ SO ₄	NaCl	Dependent variable	Na ₂ SO ₄	NaCl
Ca ²⁺	***16.01	***17.12	Root dry weight	**10.13	*3.68
Mg ²⁺	***15.537	***25.11	Shoot dry weight	ns 2.09	**8.79
K ²⁺	***88.67	***33.88	WUE	**6.20	**9.67
Na ²⁺	***89.61	***16.00	NAR	**5.23	**6.78
Cl ⁻	***6.22	***33.35	LAR	*4.89	**6.00
OP	ns 0.56	1.58 ns	SLA	2.81*	*3.37
Proline	***21.94	ns 2.88	RWC	*3.23	**6.62
Glucose	ns 2.34	*4.47			

Note: Numbers represent F values, *P< 0.05, **P< 0.01, ***P< 0.001. ns. Non-significant.

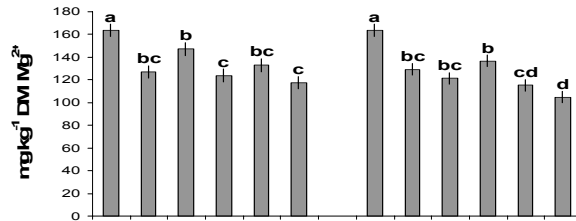
A.



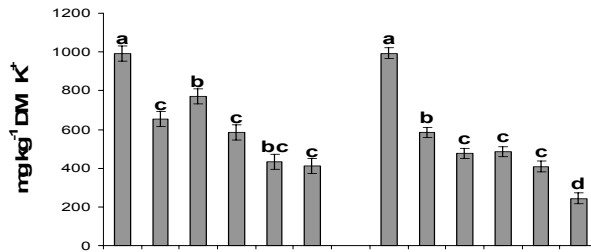
B.



C.



D.



E.

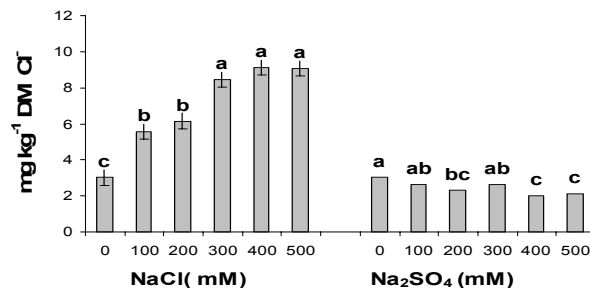


Fig. 1. Duncan test of Na^+ , K^+ , Mg^{2+} , Ca^{2+} and Cl^- at different concentrations of NaCl and Na_2SO_4 - Bars represent mean \pm standard error. Different letters represent a significant difference $P < 0.05$ between treatments.

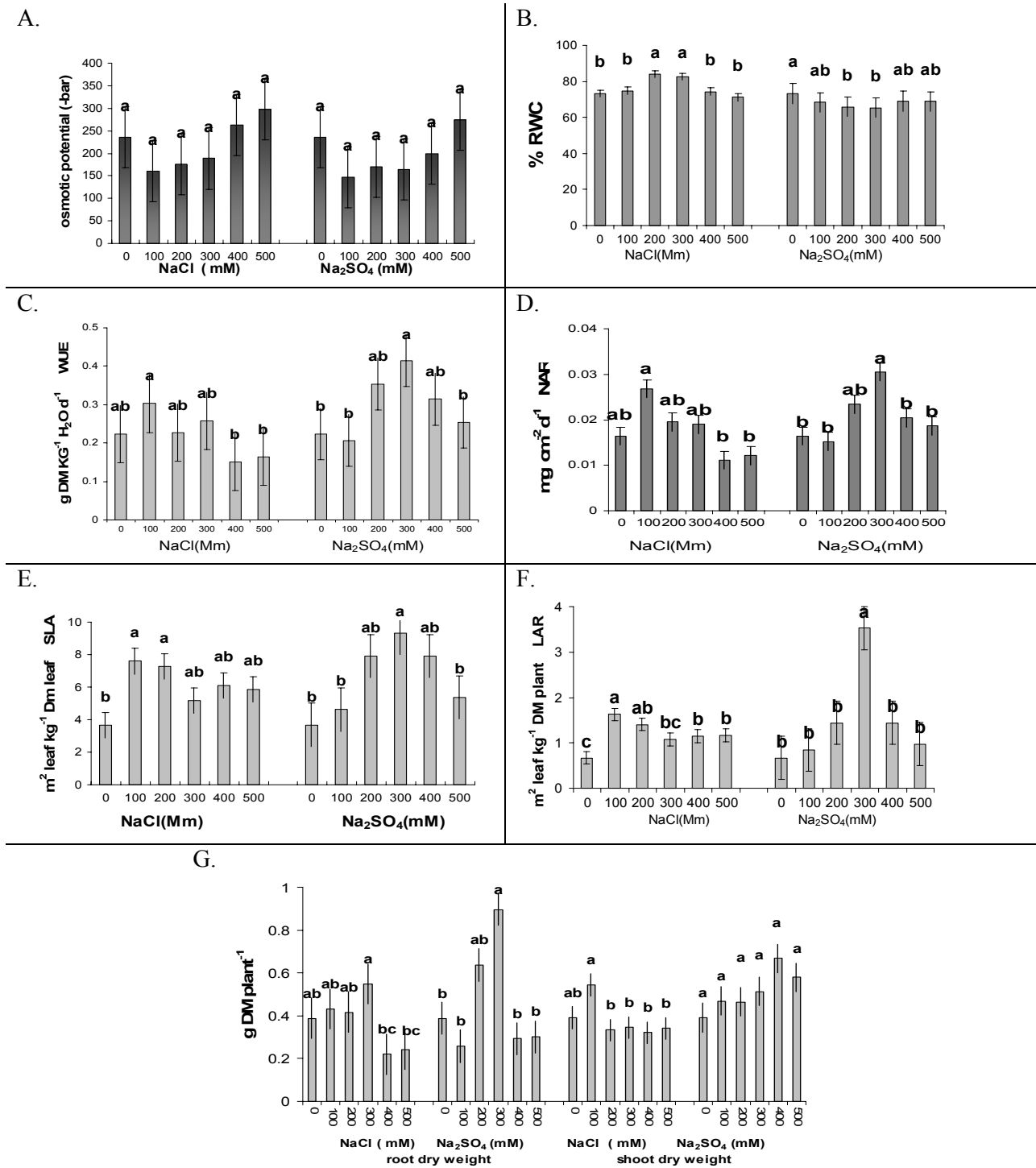


Fig. 2. Duncan test of osmotic potential (A), RWC (B), WUE (C), NAR (D), SLA (E), LAR (F), root and shoot dry weight (G) at different concentrations of NaCl and Na₂SO₄ - Bars represent mean ± standard error. Different letters above bars represent a significant difference P < 0.05 between treatments.

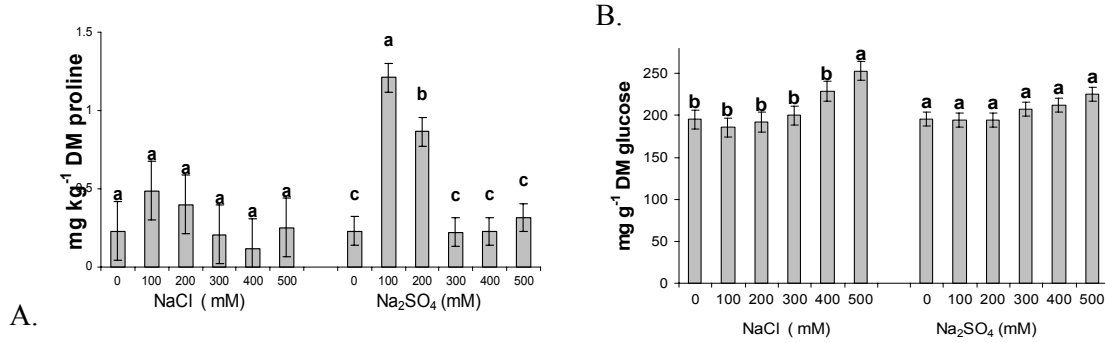


Fig.3. Duncan test of Proline (A) and glucose (B) at different concentrations of NaCl and Na₂SO₄ - Bars represent mean \pm standard error. Different letters represent a significant difference $P < 0:05$ between treatments.

Results of T-Test between NaCl and Na₂SO₄ showed that ion concentration, Osmotic potential and RWC at NaCl are more than those at Na₂SO₄. While, NAR, WUE, root and shoot dry weight at

Na₂SO₄ is more. SLA, LAR, Ca²⁺, proline and glucose did not vary statistically (table2).

Table 2. Results of T-Test between NaCl and Na₂SO₄ in *S. herbacea*

variable	salt	means	SE	t	variable	salt	means	SE	t
SLA	Na ₂ SO ₄	7.018	0.997	0.484 ns	NAR	Na ₂ SO ₄	0.0208	0.0023	3.37**
	NaCl	6.53				NaCl	0.0129		
proline	Na ₂ SO ₄	0.563	0.0871	2.009 ns	LAR	Na ₂ SO ₄	1.645	0.394	1.171 ns
	NaCl	0.393				NaCl	1.184		
glucose	Na ₂ SO ₄	207.002	5.772	-0.267 ns	Ca ²⁺	Na ₂ SO ₄	363.75	17.08	-0.771 ns
	NaCl	208.54				NaCl	376.59		
RWC	Na ₂ SO ₄	67.52	2.09	**-4.734	Mg ²⁺	Na ₂ SO ₄	112.9	6.52	**-4.039
	NaCl	77.42				NaCl	139.28		
Osmotic potential	Na ₂ SO ₄	-152.46	18.61	**3.067	K ⁺	Na ₂ SO ₄	565.54	38.38	**-4.641
	NaCl	-209.55				NaCl	743.68		
Root dry weight	Na ₂ SO ₄	0.437	0.0647	2.078*	Na ⁺	Na ₂ SO ₄	4140.7	347.24	**-3.97
	NaCl	0.297				NaCl	5519.35		
Shoot dry weight	Na ₂ SO ₄	0.539	0.0589	3.63**	Cl ⁻	Na ₂ SO ₄	4.67	0.949	**-11.22
	NaCl	0.325				NaCl	15.33		
WUE	Na ₂ SO ₄	0.283	0.0317	3.37**					
	NaCl	0.176							

Note: * $p < 0.01$, ** $p < 0.001$, ns; non significant

Discussion

This study shows that decreasing of Ca^{2+} , Mg^{2+} and K^{+} and increasing of Na^{+} when salinity increases is an active mechanism of salt tolerance in Glasswort (*S. herbacea* L.) that has been reported by Khan et al. (2001); Khan et al. (2000); Tikhomirova et al. (2005); Karimi 2004; Yarnia (2001) and Moghaieb et al. (2004). It seems that there are mechanisms for Na^{+} transfer against other ions but uptake of Cl^{-} depends on soil salt. Although, NaCl is the major salt in Iran's soil, Cl^{-} increases with salinity increasing. In contrast, Cl^{-} decreases in *S. herbacea* at Na_2SO_4 salt. It may be suggested that uptake of Cl^{-} depends on its abundance and existence of other anions in soil.

Exposure to salinity concentration increases succulence of plant so that ions accumulate in vacuoles; but ions accumulation decreased with more increases in salinity (Khan et al. 2001; Gul et al. 2000; Reimann & Breckle, 1995). Our results showed the optimal NAR, LAR, WUE, SLA, RWC and dry weight of Glasswort (*S. herbacea* L.) at 100 to 300 mM NaCl and Na_2SO_4 . Ungar (1978), Austenfeld (1974), Webber (1997) and Khan et al. (2000) showed that the optimum growth of *Salicornia* sp is from 170 to 340 mM NaCl . The growth response at moderate salinity may be considered as consequence of Na^{+} use as an essential nutrient element (Pessarakli, 2001), higher WUE and higher photosynthesis via increasing leaf area; but at high salinity, growth reduction can be consequence of high uptake of Na^{+} and Cl^{-} , nutrient deficiencies and excessive demand on the energy requirement of compatible soluble production (Reimann & Breckle, 1995; Raschke, 1977). It seems that reduction of RWC at Na_2SO_4 is related to the high affinity of Na^{+} content and RWC (Yoshie, 1994). Na^{+} content did not vary in up to 300 mM of Na_2SO_4 , While cations and Cl^{-} decreased at this salinity concentration. Therefore, RWC decreased in up to 300 mM.

Growth and survival of halophytes depend on the high level of ion accumulation for the maintenance of turgor and osmotic adjustment (Ungar, 1987). Water relations and the ability to adjust osmotic pressure have been found as important determinants of the growth response (Gul et al. 2000; Khan et al. 2000; Flowers et al. 1977; Parks et al. 2002). Measurement of osmotic potential showed that it did not decline significantly with salinity increasing. Also, glucose promotion in up to 400 mM and proline at high salinity were not reported. It may be suggested that uptake of Na^{+} and Cl^{-} together with repulse of K^{+} , Ca^{2+} and Mg^{2+} do not relate to osmotic adjustment in up to 500 mM salinity and these ions replacements are due to ionic characteristics of Na^{+} and Cl^{-} .

Also, Glasswort (*S. herbacea* L.) uptakes more ions in chloride soil than that of sulfate soil but WUE, NAR and dry weight are more at sulfate soil. It is also assumed that salt tolerance mechanism of *S. herbacea* changes at different salts. More ion absorption was observed through increasing of osmotic potential at NaCl . But *S. herbacea* repulses ion at Na_2SO_4 . Dry weight and WUE stimulation by Na_2SO_4 indicate that the growth of *S. herbacea* is higher in sulfate soil than that of chloride soil. These results are also similar in line with Rezaee et al. (2004) and Indulkar & More (1984). But Rasouli (2008), Olga & Babourin (2000) and Merit et al. (2008) represent that sulfate sodium is more toxicant than chloride sodium.

In summary, Glasswort (*S. herbacea* L.) is a high tolerant halophyte which grows well up to 500 mM of NaCl and Na_2SO_4 salt. Salinity enhances the growth of *S. herbacea* and its optimum growth occurs at 100 – 300 mM. Proline, glucose and osmotic potential remain unchanged at moderate salt concentrations. Also, it tolerates salinity via uptake of ions at NaCl and also ions repulsing and increasing WUE at Na_2SO_4 . *S. herbacea* grows at sulfate better than chloride.

REFERENCES

- Akhani, H. and Ghorbanli, M. (1993) A contribution to the halophytic vegetation and flora of Iran. H. Lieth and A. Al Masoom (eds): Towards the rational use of high salinity tolerant plants, pp 35-44.
- Aghaleh, M., Niknam, V., Ebrahimzadeh, H. and Razavi, K. (2009) Salt stress effects on growth, pigments, proteins and lipid peroxidation in *Salicornia persica* and *S. europaea*. *J. Biologia Plantarum*, 53(2), 243-248.
- Austenfeld, F. (1974) The effect of NaCl and other alkaline salts on the nitrate reductase activity of *Salicornia europaea* L. *J. Plant physiol.* 71, 288 - 296.
- Epstein, E. (1972) *Mineral Nutrition of Plants, Principles and Perspectives*. Wiley & Sons: New York, pp 25-68.
- Flowers T.J., Troke P.F. and Yeo A.R. (1977) The mechanism of salt tolerance in halophytes. *Ann. Rev. Plant Physiol.* 28, 89-121.
- Gul, B., Weber, D.J. and Khan, M.A. (2000) Effect of Salinity and Planting Density on Physiological Responses of *Allenrolfea occidentalis*. *West. N. Am. Nat.* 60, 188-197.
- Hoagland, D.R. and Arnon, D.I. (1950) *the water-culture for growing plants without soil*. Calif. Agric. Exp. Stn. Circ.
- Indulker, B.S. and More, S.D. (1984) Response of sorghum to phosphorus application in presence of chloride and sulfate salinity. *Current. Agric.* 8(1-2), 81-85.
- Jafari, M. (1994) *Salt tolerance of some rangeland grasses of Iran*. Institute of Forests & Rangelands, pp 54-90. in Persian
- Karimi, G. (2004) Salt tolerance mechanism of *Atriplex verrucifera* and *Khochia prostrate*. PhD thesis of Tarbiat Moallem University. in Persian
- Khan, M.A., Unger, I.A. and Showalter, A.M. (2000) The effect of salinity on the growth, water status, and ion content of a leaf succulent perennial halophyte, *Suaeda fruticosa* (L.) Forssk. *J. of Arid Environments*, 45, 73-84.
- Khan M.A., Gul, B. and Weber, D.J. (2001) Effect of salinity on the growth and ion content of *salicornia rubra*. *Soil Sci. Plant Anal.*, 32(17-18), 2965-2977.
- Martin, J.P., Elavummoottil, O.C. and Moreno, M.L. (1993) Changes on protein expression associated with salinity tolerance in Brassica cell culture. *Cell Biol. Intern.* 17, 839-845.
- Merit, H.H., Dogan, Y., Baslar, S., Aydin, H. and Yorek, N. (2008) The effect of NaCl on some parameters influencing the soil plant interaction in *Salicornia herbacea*. *Gen. APPL. Plant Physiol.* 34 (3-4), 169-176
- Moghaieb, R.E.A., Saneoka, H., and Fujita, K. (2004) Effect of salinity on osmotic adjustment, glycinebetaine accumulation and the betaine aldehyde dehydrogenase gene expression in two halophytic plants, *Salicornia europaea* and *Suaeda maritime*. *Plant Sci.* 166(5), 1345-1349.
- Moghimi, J. (2005) *Introduce of some important rangeland species of Iran*. Arvan. pp 343-356. In Persian
- Olga, B., Leonova, T., Shabala, S. and Newman, I. (2000) Effect of sudden salt stress on ion fluxes in intact wheat suspension cells. *Annals of Botany.* 85, 759-767.
- Parks, G.E., Dietrich, M.A. and Schumaker, K.S. (2002) Increased vacuolar Na⁺/H⁺ exchange activity in *Salicornia bigelovii* Torr. in response to NaCl. *J. Experimental Botany*, 53(371), 1055-1065.
- Pessarakli, M. (2001) Physiological responses of Cotton (*Gossypium hirsutum* L.) to salt stress. In: *Handbook of Plant and Crop Physiology*. Marcel Dekker, Inc. New York, pp. 681-696.
- Raschke, K. (1976) How stomata resolve the dilemma of opposing priorities. *Philosophical Transactions of the Royal Society of London.* 273, 551-560.
- Rasouli, B. (2008) Salt tolerance mechanism of *Seidlitzia rosmarinus*, *Halocnemum strobilaceum*, *Halostachys caspica*. PhD thesis of Islamic Azad University- science and research branch. in Persian

- Rezaee, M.A., Khavari, R. and Fahimi, H. (2004) Physiological responses of cotton to soil salinity. *J of Pajoohesh e Sazandegi*. 62, 881-89. in Persian
- Reimann, C. and Breckle, S.W. (1995) Salt tolerance and ion relations of *salsola kali* L. *New Phytol.* 130, 37-45.
- Rhoades, J.D. and Loveday, J. (1990). Salinity in irrigated agriculture. in American Society of Civil Engineers, Irrigation of Agricultural Crops (Steward, B.A. and Nielsen, D.R., eds). *Am. Soc. Agronomists, Monograph*. 30, 1089-1142.
- Tikhomirova N.A., Ushakova, S.A., Kovaleva, N.P. and Gribovskaya, I.V. (2005) Influence of high concentrations of mineral salts on production process and NaCl accumulation by *Salicornia europaea* plants as a constituent of the LSS phototroph link. *J. Advances in Space Research*, 35(9), 1589-1593
- Ungar, I.A. (1987) Population characteristics, growth, and survival of the halophyte *Salicornia europaea*. *J. Ecology*. 68(3), 569-575.
- Ungar, I.A. (1978) The effect of salinity and hormonal treatments on growth and ion uptake of *Salicornia europaea*. *Bull. Soc. Bot. Fra. Actual. Bot.* (3-4), 95-104.
- Wang L.Y. and Zhao, K.F. (2004) Effect of NaCl stress on ion concentration, photosynthesis and growth of *Salicornia bigelovii* Torr. *Plant Phy. Mol. Bio.* 30 (1), 94-98.
- Weber, D.J. (1997) *Eco-physiology of high salinity tolerant plants*. Springer, Dordrecht. pp 135-143.
- Yarnia, M. (2001) Investigation of physiological condition for select of salt tolerant varieties of alfa alfa. PhD thesis of Islamic Azad University-Science and Research Branch. in Persian
- Yoshie, S.M. and Hideo, K. (1994) Studies on the mechanism of salt tolerance in *Salicornia europaea*. *Jpn. J. Crop Sci.* 63 (3), 518-523.

(Received, 31 Jan. 2010, Accepted, 25, May, 2010)